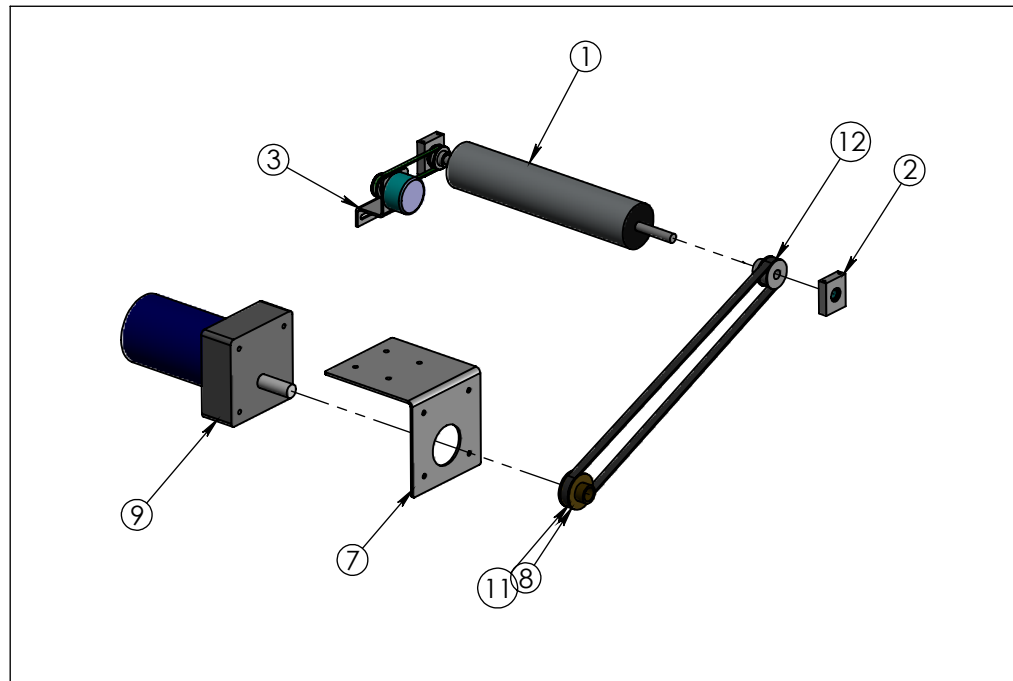
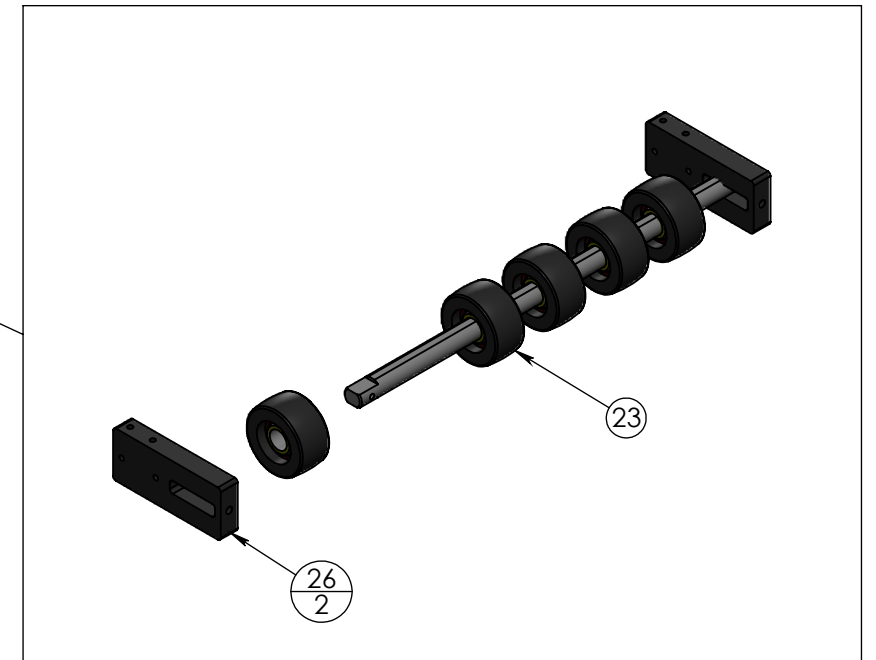
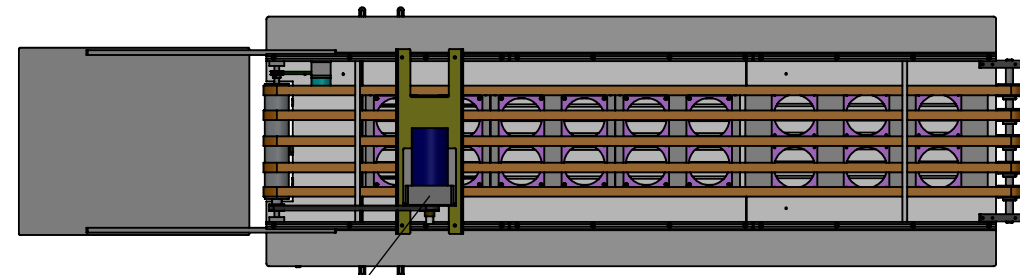
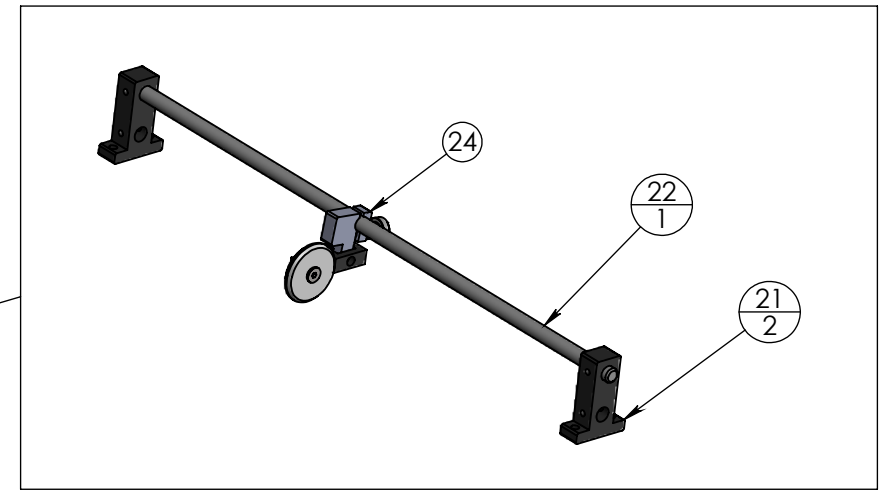
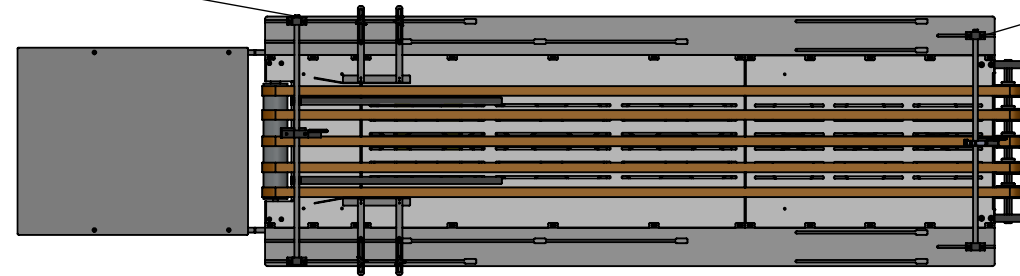
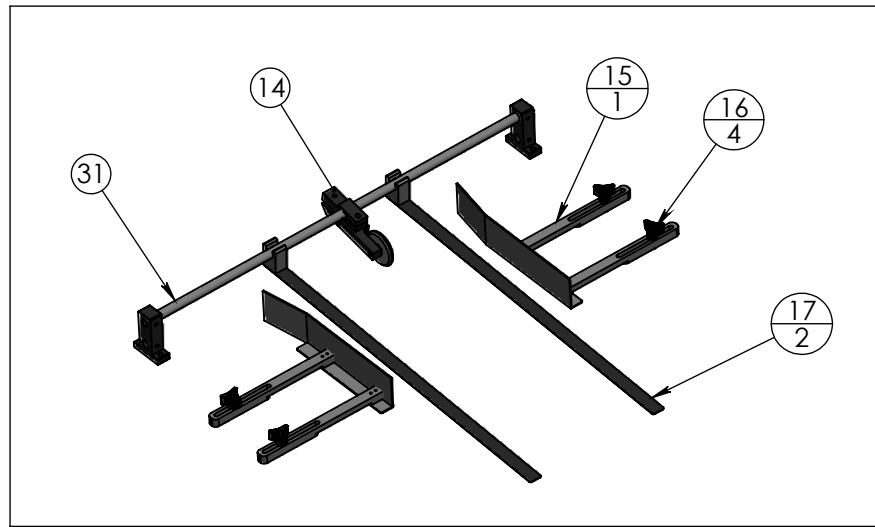


Item No.	Part Number	Description	Qty
1	5-00-2580-00	CNC 525-530 Drive Roller assembly	1
2	5-00-1027-00	CNC Base 6301-2RS Bearing	2
3	5-00-2855-00	CNC Encoder Mount	1
4	5-00-1060-00	CNC Frame Support & Rod	1
5	N/A	CNC 3 Position Fan Plate	2
6	N/A	CNC 4 Position Fan Plate	3
7	5-00-2866-00	CNC Motor Mount Plate	1
8	5-00-2873-00	Motor Gearbelt 15LF050x3/4" Pulley	1
9	5-00-2872-00	Baldor Gear Motor 90v	1
10	5-00-1060-00	CNC Frame Support & Rod	1
11	5-00-2881-00	Browning Geatbelt 345L050	1
12	5-00-1028-00	CNC 12LF050x1/2 Drive Pulley	1
13	2-00-1888-02	CNC Feeder Stand	1
14	5-00-0688-03	Pick Wheel Assembly	1
15	5-00-2616-00	CNC 525-530 Paper Guides L&R Side-ASM Kit	1
16	5-00-1122-00	Conveyor 1/4-20 knobs	4
17	5-00-2260-03	Hold Down Strap Assembly	2
18	5-00-2858-00	CNC InkJet Table Top Electric Fan Style	1
19	5-00-4088-00	CNC Dryer Table Top Electric Fan Style	1
20	5-00-1065-00	CNC Bar 76" Right Angle	1
21	5-00-4099-00	Shaft Hanger Bracket	4
22	5-00-0980-00	1/2 X 22-3/4 Stainless Steel Shaft	2
23	N/A	CNC Independant Roller Assembly	1
24	5-00-2112-00	Pick Wheel #2 - Dryer Output Roller	1
25	5-00-4101-00	MCS 525/530 Transport Belt Hi-Temp 1"x 159 3/4"	3 or 5
26	5-00-1055-00	CNC Base Take-Up	2
27	1-00-0104-06	CNC 525-530 Base Shell Kit	1
28	5-00-4102-00	Fire Extinguisher w/Bracket Holder	1
29	5-00-1064-00	CNC Bar 76" Left Angle	1
30	5-00-2868-00	CNC 525-530 DX 10" Drive Top Plate	1
31	5-00-2713-00	RSI Shady Hanger Kit	2

MCS Inc. 8101 Cessna Ave. Gaithersburg, MD 20879		UNLESS OTHERWISE SPECIFIED: DIMENSIONS ARE IN INCHES TOLERANCES: FRACTIONAL: $\pm 1/64"$ ANGULAR: MACH $\pm 1^\circ$ TWO PLACE DECIMAL ± 0.01 THREE PLACE DECIMAL ± 0.005 BREAK ALL SHARP EDGES		525/530 Base Assembly - V2	
PROPRIETARY AND CONFIDENTIAL THE INFORMATION CONTAINED IN THIS DRAWING IS THE SOLE PROPERTY OF MCS Inc. ANY REPRODUCTION IN PART OR AS A WHOLE WITHOUT THE WRITTEN PERMISSION OF MCS Inc. IS PROHIBITED.		P/N: B525-530 Base V2		COMMENTS: DO NOT SCALE DRAWING	
		ASSEMBLY: REVISED: 8/22/2011			
		SIZE B	SHEET 1 OF 2 SCALE: 1:14		



Note: See Sheet 1 For BOM Item Descriptions

ITEM
QTY

MCS Inc. 8101 Cessna Ave. Gaithersburg, MD 20879		UNLESS OTHERWISE SPECIFIED: DIMENSIONS ARE IN INCHES TOLERANCES: FRACTIONAL $\pm 1/64"$ ANGULAR: MACH $\pm 1^\circ$ TWO PLACE DECIMAL ± 0.01 THREE PLACE DECIMAL ± 0.005 BREAK ALL SHARP EDGES		525/530 Base Assembly - V2	
PROPRIETARY AND CONFIDENTIAL THE INFORMATION CONTAINED IN THIS DRAWING IS THE SOLE PROPERTY OF MCS Inc. ANY REPRODUCTION IN PART OR AS A WHOLE WITHOUT THE WRITTEN PERMISSION OF MCS Inc. IS PROHIBITED.		P/N: B525-530 Base V2 ASSEMBLY: REVISED: 8/22/2011		COMMENTS: DO NOT SCALE DRAWING	
SIZE B	SHEET 2 OF 2 SCALE: 1:16				